
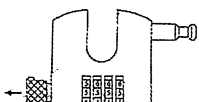


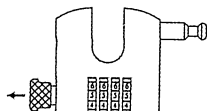
MODEL NUMBERS SHCB65, SHCB75, CBW75, CBW85

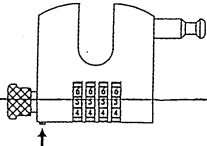
TO OPERATE THE LOCK


1.  The lock is factory set on 0000 (4 dial) 00000 (5 dial).


2.  To unlock pull the knob away from the body – the locking bar should release. To re-lock push the locking bar back into the body and scramble the wheels.

TO RESET THE COMBINATION CODE.

3.  Open the lock

4.  Unwind the screw at the bottom of the lock 4 turns.

5.  Pull the knob further away from the lock body, turn it 90° degrees anticlockwise, release the knob in this position. This is now the resetting position. Turn the dials to desired setting carefully aligning them to the body mark (carefully note the number).

6.  Turn the knob clockwise 90° and it will spring back into the lock. Wind the screw back into the lock body. Your lock is now ready for use at the new code.

Note. Even when not in use ensure the wheels are scrambled.
This will prevent unauthorised recoding.



*Henry Squire & Sons Limited Hilton Cross Business Park,
Cannock Road, Featherstone, Wolverhampton, WV10 7QZ
Tel: 01902 308050 Fax: 01902 308051
Email: info@henry-squire.co.uk Website: www.squirelocks.co.uk*